



SIMPLIFIED LABOR
MANAGEMENT SOFTWARE

Workforce Registry Labor Management Software

Workforce Registry by Trimble simplifies the management of labor information and document compliance relating specifically for the construction industry.

WORKFORCE REGISTRY

Trimble's Workforce Registry lets you register and store your workforce data in the cloud. Easily search any worker's records at anytime. Present electronic documents in English, Spanish, or more at the office or jobsite. Create custom data configurations and export reports for compliance documentation.



Quickly access
emergency
information



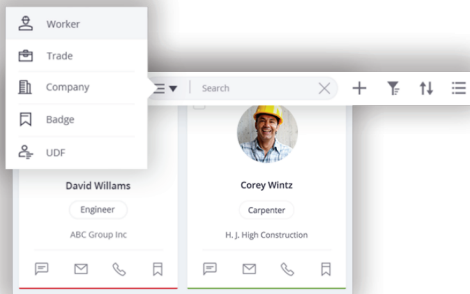
Connect to your
workforce from any
location or device



Access compliance
and reporting
information



Send broadcast
texts and e-mails



► A register of your workforce

View any worker's documentation anywhere using your mobile device

Require document signatures, like NDAs, specific to individual projects or jobsites

Add multiple workers at once using MS Excel templates

Locate workers' info quickly on your mobile during medical emergencies or injuries

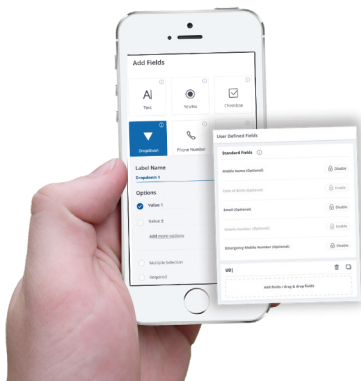
► Self Enrollment

Workforce Registry lets you upload documents and present them to workers electronically.

Present NDAs, Safe Practice Agreements, and other documents on a mobile device for e-signing

Have workers enter their own information on a tablet from the office or jobsite

Approve and accept completed worker documentation on the spot



► Form Customization

Workforce registry lets you customize forms and documents to capture the exact information you need.

Add or remove fields to get just the information you need on every worker

Ensure every worker has the right documentation to be on site

Configure drop-down lists and date fields to ensure information captured is usable

Ensure compliance

Take the risk from compliance monitoring by tracking permits and required documentation across your workforce

Improve health and safety

Quick access to emergency information in case of accidents on site

► Broadcast messaging

Send broadcast messages to everyone on site, or specific trades or companies.

Text, e-mail or call direct from the application to get in touch with the right people quickly

Send alerts on incoming bad weather, or power outages



North Drive vehicle entrance will be inaccessible beginning tomorrow through Friday. Please plan accordingly.



► Compliance

Workforce Registry organizes your workforce data to facilitate compliance with government or owner mandates.

Receive alerts when worker documentation, such as health and safety or work permits, expires

Ensure all workers have the specific documentation required to be on site

Configure your workforce database to record experience, documentation, and certifications

► Workforce reporting

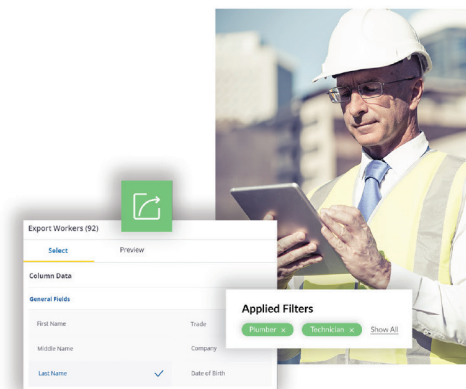
Workforce Registry lets you filter, review, and download workforce data easily.

Export a customized version of your register to Excel with two clicks

Filter workers by trade, employer, certifications, experience, and other criteria

Download and share signed documents like NDAs, Codes of Safe Conduct, and other agreements

Identify which workers have upcoming license expirations and proactively reach out to them



FEATURES

Features List

- ▶ Complete register of your past and present workforce
- ▶ Simple document management
- ▶ Simplified compliance on health and safety and security
- ▶ Broadcast messages to everyone, specific trades or companies
- ▶ Access emergency contact information from anywhere
- ▶ Track expiration of work permits and licences
- ▶ Customize forms to include any information you require
- ▶ Ensure you're meeting government and owner mandates
- ▶ Worker self-enrollment
- ▶ Simpler compliance reporting
- ▶ Paper-free workforce management
- ▶ Faster, more detailed labor reporting
- ▶ Comprehensive range of high quality reports

Related Labor, Equipment, Materials (LEM) Products



▶ AllTrak™ Cloud

Track and manage your tools and equipment anywhere

Trimble's AllTrak Cloud Tool Management Solution lets contractors locate tools and see who is responsible for them. See what tools require servicing, what consumables are running low, and gain insight into usage.

With AllTrak Cloud, you always know where your tools and equipment are and who is responsible for them.

▶ Support

Customer service and satisfaction is our number one priority! We provide a range of services to make using our products as easy and straight forward as possible. Trimble customers know they can get friendly help and advice quickly, allowing them to get on with their job.

Workforce Registry comes with an introductory 'wizard' to guide you through the basics, a video library on how to use the software and e-mail support.



BuildingPoint Pacific
833 Montague Avenue
San Leandro, CA 94577
510.618.2550

www.buildingpointpacific.com

11750 Sorrento Valley Road, Ste. 140
San Diego, CA 92121
619.260.1552

5290 NE Five Oaks Dr.
Hillsboro, OR 97124
503.280.1557

NORTH AMERICA
Trimble Inc.
10368 Westmoor Dr.
Westminster, CO 80021
USA
1.916.294.2000

Trimble Navigation Limited
Web: LEM.trimble.com
Tel: 1-800-234-3758
Email: LEM@trimble.com